

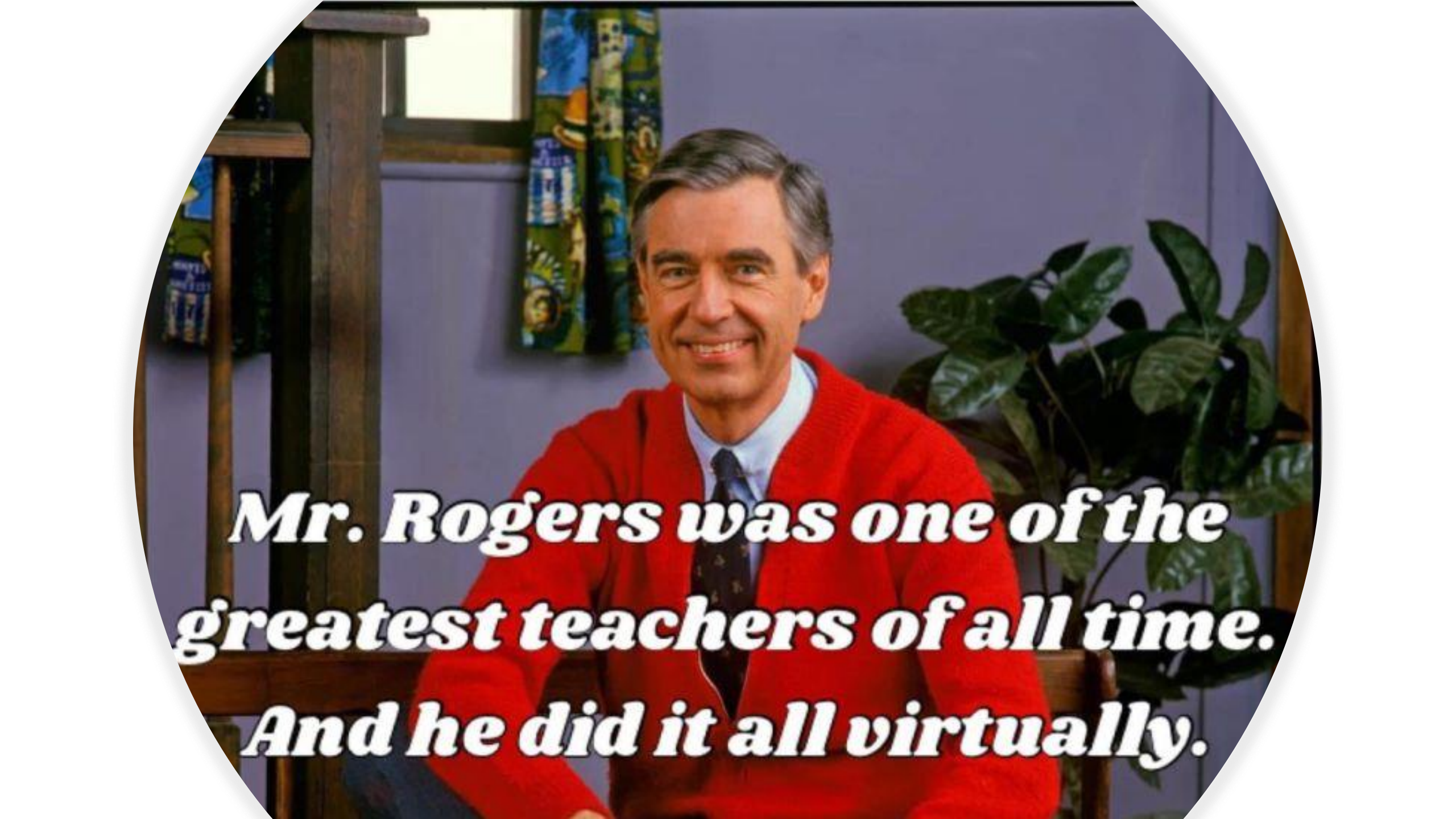
Leverage technology to make large
online classes feel small



PennState
Eberly College of Science

John Haubrick


Penn State Department *of* **Statistics**

A circular frame containing a photograph of Mr. Rogers. He is seated, wearing his signature red cardigan over a light blue collared shirt and a dark patterned tie. He has a gentle smile and is looking slightly to the right of the camera. The background shows a window with patterned curtains and a green plant to the right.

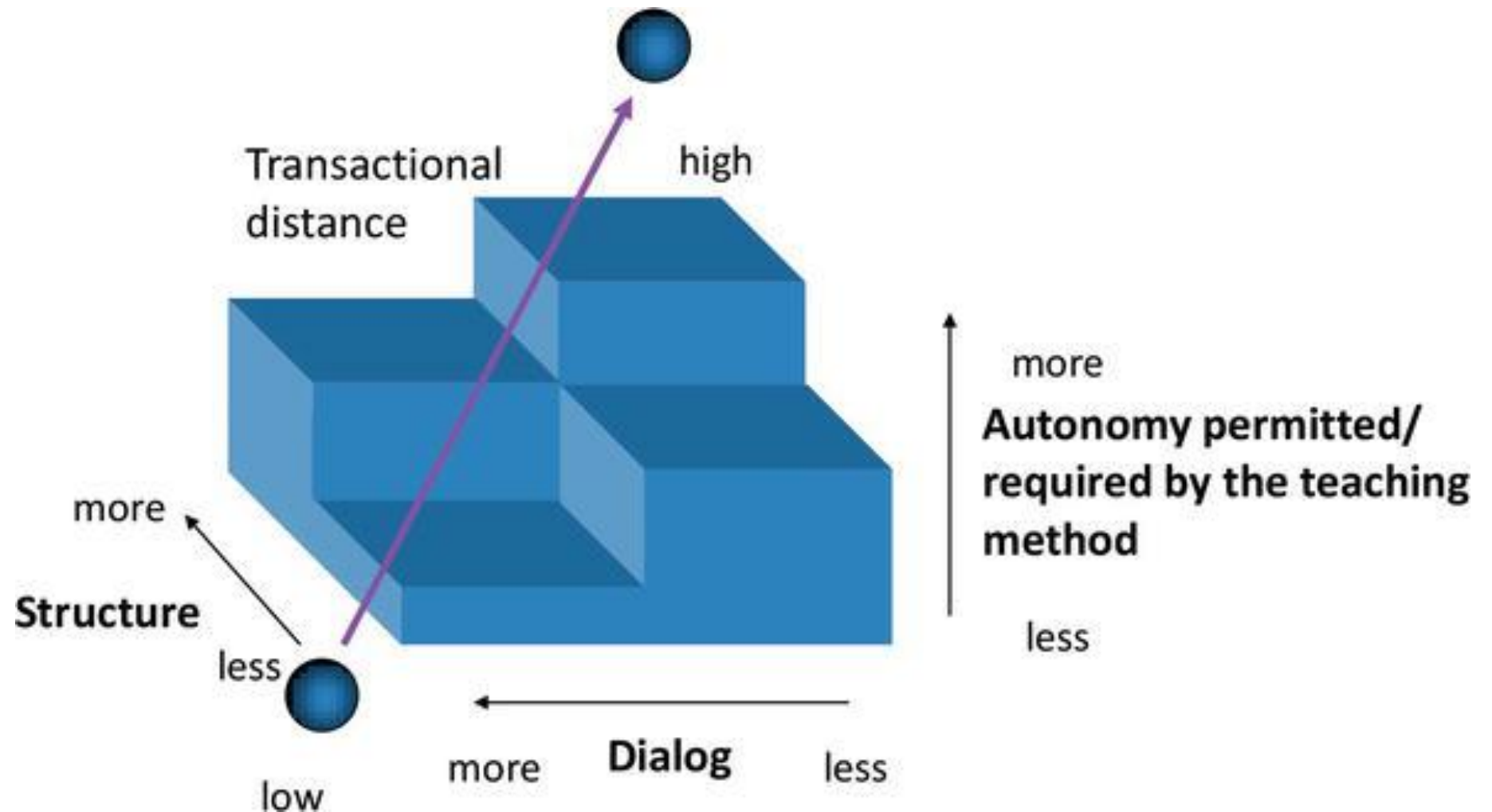
***Mr. Rogers was one of the
greatest teachers of all time.
And he did it all virtually.***

Quick poll


1. Raise your Zoom hand if you teach face-to-face classes with over 100 students
2. Raise your Zoom hand if you teach online classes with over 100 students



Transactional Distance Theory



Closing the gap..."Be Present!"



SOCIAL PRESENCE



COGNITIVE PRESENCE



TEACHING PRESENCE



Social Presence

What is it?

- Teaching Persona – Be real
- Sharing
- Dialog
- Nudges
- Office hours

How?

- Weekly Announcements
- Weekly sharing opportunities
 - “Learning tips” “Tech tips” “Friday fun”
- Provide weekly ‘open’ online office hours





Social Presence

Tech Tools

- LMS Announcement tools
- Discussion tools
 - Piazza
 - Microsoft Teams
 - LMS Discussion
- Video Conferencing tools
 - Zoom
 - Webinar vs Meeting
 - Microsoft Teams
 - Google Meet





Cognitive Presence

What is it?

- Thinking!
- Questioning
- Assessment
- Reflection

How?

- Share relevant information such as COVID data/studies
- Add prompts to lead discussion forums for each lesson
- Provide regular formative assessments





Cognitive Presence

Tech Tools

- Discussion tools
- LMS Assessment tools
 - Rubrics
 - Built in feedback
- Polling
 - Zoom
 - Teams
 - Piazza
 - Google or Microsoft forms
 - Qualtrics





Teaching Presence

What is it?

- Timely Feedback
- Structure
- Instructions
- Use Video

How?

- Set expectations for responsiveness to emails and grading
- Provide a structured LMS with a weekly flow
- Explicitly state all expectations on assignments and other course activities
- Create pre-made lecture videos
- Use student groups
- Use peer feedback





Teaching Presence

Tech Tools

- LMS Messaging
 - “Message students who...”
- LMS Assessment Tools
 - Built in feedback
- LMS Navigational structure
- YouTube, Kaltura, Zoom





Quick analogy



S

Final thoughts...

- ✓ “Close the Distance”
- ✓ “Be Present”
- ✓ “Make Thinking Visible”

Questions?



John Haubrick

Assistant Teaching Professor/Instructional
Designer

Penn State Department of Statistics

jmh491@psu.edu